

Locations

Horizon College & Seminary Library

1303 Jackson Avenue

Saskatoon, SK | S7H 2M9

T: 306-374-6655

Email: library@horizon.edu

Lutheran Theological Seminary Library

114 Seminary Crescent

Saskatoon, SK | S7N 0X3

T: 306-966-7869

Email: library.lts@usask.ca

Hours: M-F 8:30-4

St. Andrew's College Library/ College of Emmanuel and St. Chad Library

1121 College Drive

Saskatoon, SK | S7N 0W3

T: 306-966-8983

Email: standrews.library@usask.ca

Hours: M-T 9:30-5:30

F 8:30-4:30

- 3 week loans
- Can renew up to 5 times
- No fines on regular loans
- Reserve fines are \$1 a day / per book
- Overdue notices are sent out every Friday
- Books can be returned or borrowed from all libraries
- If you place a hold on a book, it will be delivered to your library on the Friday of that week. You must have your hold request in by Thursday night in order for your book to make the delivery cut off.
- If you need a book before the delivery day, you will have to go to the library yourself to get the book.

Accessing your account

- From the home page, go to my “Sign In”

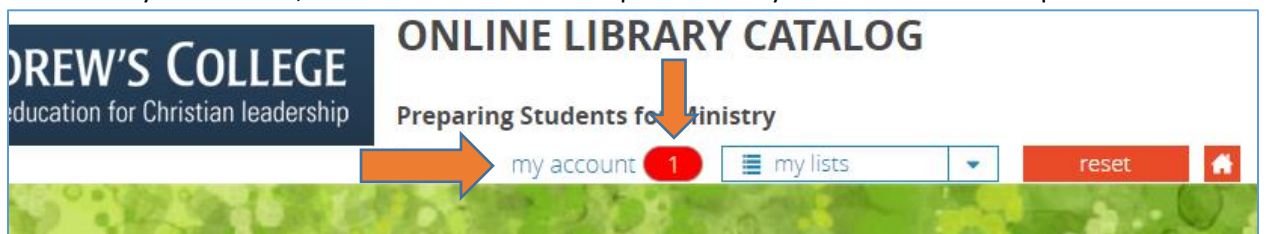


- Your login will be your library card P0 number. If you have previously set a password, you will need to enter your password. (If you wish, you are able to set a password in your account once you are logged in.)

Login name/barcode

Password

- Now you are able to access your account, click on “My Account”. If you have an overdue book or an alert on your account, a red “1” alert will show up next to “My Account” – see example.



- Once in your account, you will be on the “My Information” tab. From here you can print the page with your current loans and due dates. You can also view your loans, holds, fines, and overdues. You can renew your books here. NOTE: If your books are overdue, you are not able to renew them from your account. Call/ email, or visit your library and we will renew them for you.

my account Print

my information | history | Change Login/Password

Welcome Back Mary!

Barcode: P02784
 Address: the woman from Magdala Sea of Galilee.
 Telephone: 1-306-911-9119
 Email: MaryMagz@life.ca

Loans	Holds	Reserves	Overdues	Fines
1	0	0	0	0

Current Transactions

Author	Title	Call Number	Type	Due Date	
Braude, Jacob Morton,	Braude's second encyclopedia of stories quotations and anecdotes	PN6081 .B82	Loan	07/02/2019	Renew

- In the “History” tab, you can view your previous loan

my information | Welcome Back Mary!

history

Change Login/Password

Barcode: P02784
 Address: the woman from Magdala Sea of Galilee
 Telephone: 1-306-911-9119
 Email: MaryMagz@life.ca

Loans	Holds	Reserves	Overdues	Fines
1	0	0	0	0

Transaction History

Author	Title	Call Number	Type	Due Date	Date Returned
Daniels, Joseph W.	Walking with Nehemiah :	BV601.8 .D36 2014	Hold	09/28/2017	09/29/2017
Braude, Jacob Morton,	Braude's second encyclopedia of stories quotations and anecdotes	PN6081 .B82	Loan	09/19/2017	08/21/2018
	Canadian women shaping diasporic religious identities /	BL 625.7 .C35 2016	Renewal	09/05/2017	08/15/2017
	Canadian women shaping diasporic religious identities /	BL 625.7 .C35 2016	Renewal	09/05/2017	08/15/2017
	Canadian women shaping diasporic religious identities /	BL 625.7 .C35 2016	Loan	09/05/2017	08/15/2017

- In the “Change Login/Password” tab, you can add or change your current password.

my account

my information

history

Change Login/Password

Print

Change Login/Password

Login name: p02784

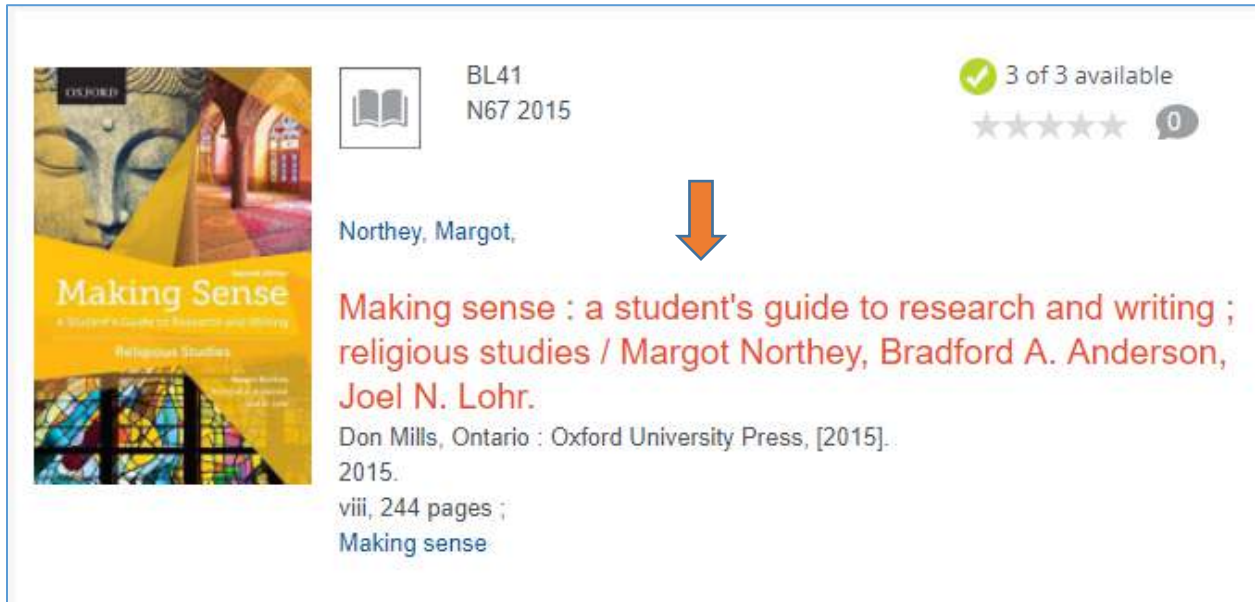
Password:

Confirm Password:

OK Cancel

Creating a Hold

- Once you have found the book you want in your search, click the red title to go into the book's record.



BL41
N67 2015

3 of 3 available

★★★★★ 0

Northey, Margot.

Making sense : a student's guide to research and writing ; religious studies / Margot Northey, Bradford A. Anderson, Joel N. Lohr.

Don Mills, Ontario : Oxford University Press, [2015].
2015.
viii, 244 pages ;
Making sense

- Next, click the copy that you would like to place a hold on, and from the drop down menu, select the library you would like the book to be held at. Click the red "Reserve At" button. (If you place a hold on a book in a different library, choose to have it reserved at your library and it will be brought to your library by Friday.)

<input type="checkbox"/>	Location	Call Number	Barcode	Status	# of holds	Due Date
<input type="checkbox"/>	St. Andrews College	BL41 N67 2015	502001110103	Available	0	
<input type="checkbox"/>	Horizon College & Seminary	BL41 N67 2015	40001835	Available	0	
<input checked="" type="checkbox"/>	Lutheran Theological Seminary	R BL41 N67 2015	10029308	Available	0	

reserve at

EMAN

HRZN

LUSEM

STAND

3 of 3 available

★★★★★ 0

, 1940-, author.

Title: Making sense : a student's guide to research and writing : religious studies

Lists

- When you are logged into your library account, you are able to create and edit lists. This is an excellent tool to use if you are researching for a paper and need to make a large list of library resources.



- To add an item to your list while you are searching, click "Add to List" at the bottom of the record and select what list you would like it added to. You also have an option to create a new list here.

This screenshot shows a library record for the book 'Making Sense: A Student's Guide to Research and Writing' by Margot Northey. The record includes the book cover, call number (BL41 N67 2015), and availability (3 of 3 available). A dropdown menu is open at the bottom of the record, showing options: 'add to list', 'add to list', 'create list', and 'my list'. An orange arrow points to the first 'add to list' option. Below the dropdown, the start of another record is visible with call number LB2369.N67 1990 and 1 of 1 available.

- When you have finished adding books to your list, go into “My Lists” at the top of the page to view your items. Here you have the option to print off your list, email it to yourself, or download it. This list will remain on your account until you delete or edit it.

my list

Bibliographic
↑
Unsorted
↑
↑

BJ1251 .D62 2006
✓ 1 of 1 available
★★★★★ 0

The doctrine of God and theological ethics / edited by Alan J. Torrance and Michael Banner.
 London ; New York : T & T Clark International, c2006.
 xi, 226 p. ;

Lexile
 Fountas & Pinnell
 Accelerated Reader

remove from list

BL41 N67 2015
✓ 3 of 3 available
★★★★★ 0

Northey, Margot,
Making sense : a student's guide to research and writing ; religious studies / Margot Northey, Bradford A. Anderson, Joel N. Lohr.
 Don Mills, Ontario : Oxford University Press, [2015].
 2015.

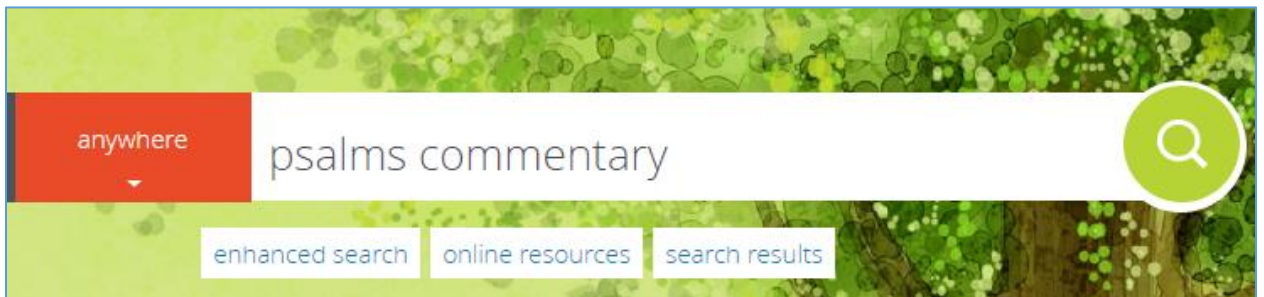
Searching the Catalogue

Basic Searches

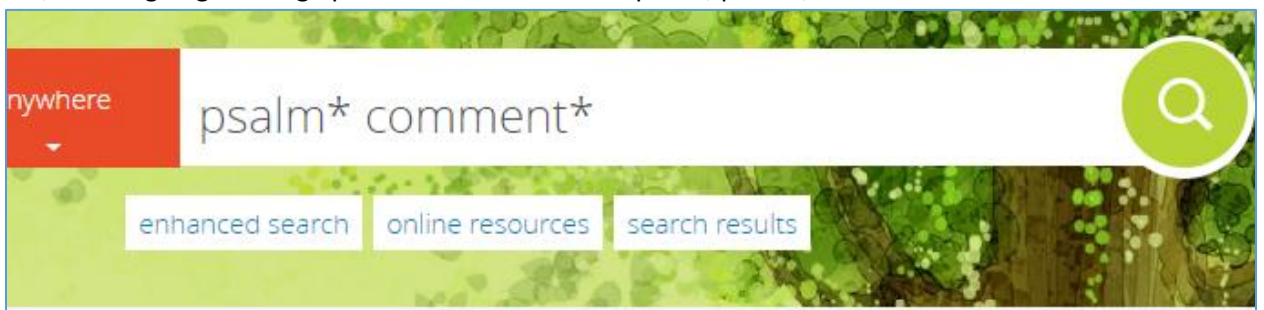
- Enter your search words into the search box on the main page. Make sure the red box to the left is set to “anywhere” (it should be defaulted to this). This means that you will be searching for words anywhere in the title, subject headings, or catalogue record. This allows for a broad search.



- Depending on your search terms, you may have hundreds of search results. Try to narrow down your search by adding other terms or more specific terms.



- Your search results should now be more specific.
- *Remember* this search engine searches for EXACT words. If you are searching for *Psalms Commentary*, it will search for those exact words. If you want to expand your search, find the root of your word and add an asterisk *. For example, the root of the word *Pslam* is “*psal*” and the root of the word *commentary* is “*comment*”. If we enter *psalm* comment** into our search bar, we are going to bring up results with words like: *pslam*, *psalter*, *commentaries* etc.



- Once you find an item that you wish to look at and retrieve, click on the title and you will be taken to the library record. Here you will find the library where the book is held and the call number.

<input type="checkbox"/>	Location	Call Number	Barcode	Status	# of holds	Due Date
<input type="checkbox"/>	Lutheran Theological Seminary	BS1430.3 .M33 1994	602001674526	Available	0	
<input type="checkbox"/>	Lutheran Theological Seminary	BS1430.3 .M33 1994	10029360	On Loan	0	03/01/2019
<input type="checkbox"/>	Lutheran Theological Seminary	BS1430.3 .M33 1994	10020071	Available	0	

reserve at

Finding your Book

How to Find a Call Number

Read left to right, top to bottom

Reading the LC Shelves

How is a shelf of these numbers read? You read the call numbers, line by line, starting with the top letter (s) and work your way down.

L before LA		LA before LB		2395 before 2396		.C645 before .C65		1991 before 1992	
L	LA	LA	LB	LB	LB	LB	LB	LB	LB
903	11	2899	2395	2395	2396	2395	2395	2395	2395
C2	B53	P87	C65	C65	A771	C645	C65	C65	C65
		1989	1991	1991	1987	1993	1991	1991	1992

Databases

To Access Online Journal Articles & E-Books: EBSCO

To sign into EBSCO to see the online journal articles and eBooks, click the home button and then on the [EBSCO Discovery Services](#) box **OR** the [EBSCO Host box](#) below the main search box. You will once again log in with your p0... barcode. No password is required.

Difference between the EBSCOHost Database and EBSCO Discovery Database

EBSCO Discovery

EBSCO Discovery is a “discovery layer” which acts as a search engine. This means that when you search in EBSCO Discovery, you are searching:

- Our Mandarin catalogue (Print resources in the Saskatoon Theological Union Libraries)
- All databases that we have subscriptions to (ATLA Religion and ATLA serials ; EBSCO Religion Collection ; EBSCO ebook Collection ; Religion and Philosophy Collection ; ebook Canadian Collection)
- Open access journals
- Non full-text resources



The screenshot shows the search interface for the Saskatoon Theological Union (STU). At the top right is the STU logo. Below it, the text reads "Searching: .Discovery Service for STU". There is a search box with a dropdown menu set to "Keyword" and a text input field containing "Enter any words". To the right of the input field is a "Search" button and a help icon. Below the search box are links for "Search Options", "Basic Search", "Advanced Search", and "Search History".


EBSCO Discovery is an excellent tool which brings in multiple resources and is a good starting point for research. Your search results will be massive, so your searching will have to be targeted and more specific. You CANNOT choose an individual database to search on this platform.

EBSCO Discovery allows for you to search by Journal Title and to fill out *inlibrary* loan forms for print resources.

[New Search](#) [Library Homepage](#) [Search by Journal Title](#) [IntraLibrary Loan Form Request](#)


EBSCOHost

EBSCOHost is a database platform that allows for you to select the database that you want to search. Here you are able to select one of the databases that the Saskatoon Theological Union has a subscription to. These databases are: ATLA Religion and ATLA serials ; EBSCO Religion Collection ; EBSCO ebook Collection ; Religion and Philosophy Collection ; ebook Canadian Collection.



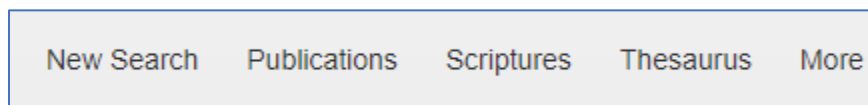
EBSCOhost

Searching: **ATLA Religion Database with ATLASerials** | [Choose Databases](#)

[Search Options](#) ▶ [Basic Search](#) [Advanced Search](#) [Search History](#)

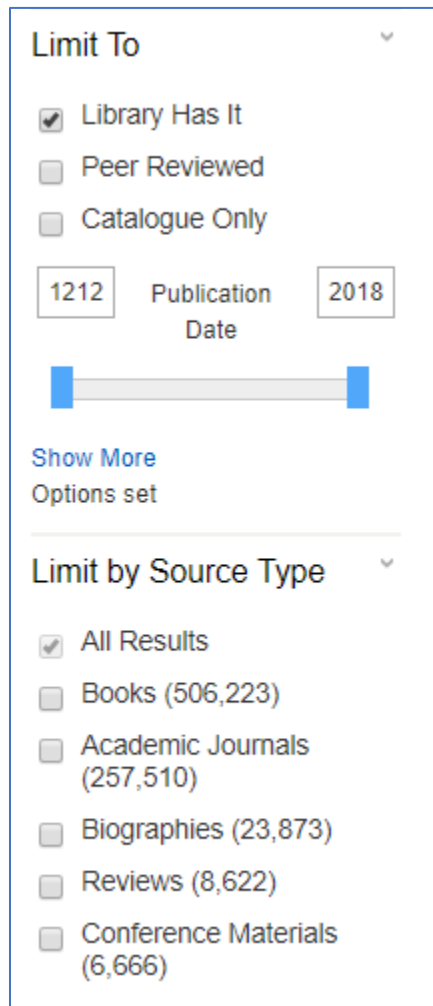
EBSCOHost also has embedded tools that will be helpful during your coursework/ research. There is a list of publications, a scripture searching tool, and a thesaurus.



[New Search](#) [Publications](#) [Scriptures](#) [Thesaurus](#) [More](#)

Searching in the Databases

Enter search words and phrases in the search box and use the LIMITERS on the left side of the screen. You can limit your search results by type of resource (book, article, magazine, review, etc), you can narrow down the date by moving the date marker, you can also limit by adding more specific terms to your search. If you get stuck, please contact library staff and we will walk you through a search!



The image shows a search filter interface with two sections:

- Limit To**:
 - Library Has It
 - Peer Reviewed
 - Catalogue Only
 - Publication Date: 1212 to 2018 (with a slider below)
 - [Show More](#)
 - Options set
- Limit by Source Type**:
 - All Results
 - Books (506,223)
 - Academic Journals (257,510)
 - Biographies (23,873)
 - Reviews (8,622)
 - Conference Materials (6,666)

NOTE: It is highly recommended that you sign up for a MyEBSCOhost Account. This account is separate from your EBSCO login as well as from your catalogue log in. This can be done once you sign into the EBSCO Discovery Services. At the top of the screen (once you are in EBSCO) you will see “Sign In” and if you don’t already have a MyEBSCOhost Account, you click that and have an option to sign up for a new account. It is free. When you use the EBSCO databases and sign into this account, **this sign in allows you to save articles, citations, put a book mark in an eBook and come back to it later.** If you do NOT have a MyEBSCOhost account and are NOT signed into that account, you will NOT be able to keep anything in your folder. It will disappear when you leave the site. If you are logged into the MyEBSCOhost Account, you can put things in your folder and it will all be there when you sign in again at another time.

